
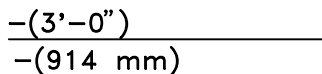
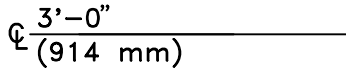


TOP VIEW



THIS SIGN STRUCTURE AND INTRODUCTORY GRAPHIC PANEL IS INCLUDED ONLY WHEN THE COMPLETE 18-STATION FITNESS ROUTE IS ORDERED. WHEN ORDERING THIS SIGN SEPARATELY, SPECIFY MODEL NUMBER 9719.

NOTE:
 CONCRETE FOOTING AND NO. 4 REBAR (BY OTHERS) PER LOCAL SOIL CONDITIONS. CONSULT PROJECT ENGINEER FOR EXACT REQUIREMENTS.

FRONT VIEW

NOT FOR CONSTRUCTION. CONTACT COLUMBIA CASCADE COMPANY FOR INSTALLATION INSTRUCTIONS.

This drawing reveals the copyrighted intellectual property of Columbia Cascade Company. Not for use by others without our express, written authorization.
 Authorization for use is hereby granted to architects, landscape architects and similar design professionals solely for the purpose of specifying TimberForm products.



COLUMBIA CASCADE COMPANY
 Makers of TimberForm®, PipeLine®, RePlay®, TimberForm®-2, InterPlay®, CycLoops® and CycLocker® Products.

Title:
 PIPELINE FITNESS ROUTE
 MODEL NO. 9719-03
 INTRODUCTION SIGN

1300 S.W. Sixth Avenue, Suite 310 Telephone 503/223-1157
 Portland, Oregon 97201-3464 Facsimile 503/223-4530
 U.S.A.

WWW.TIMBERFORM.COM

Drawing No.
 W-9719-03

Sheet
 1 of 1

Scale
 3/4"=1'-0"

Drawn by: CL 07-04-10
 Ck'd by: