
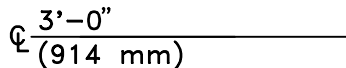
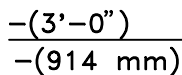


TOP VIEW



THIS STATION INCLUDES THE SIGN STRUCTURE WITH GRAPHIC PANEL ONLY. NO EXERCISE APPARATUS IS REQUIRED.



NOTE:  
CONCRETE FOOTING AND NO. 4 REBAR (BY OTHERS) PER LOCAL SOIL CONDITIONS. CONSULT PROJECT ENGINEER FOR EXACT REQUIREMENTS.

FRONT VIEW

**NOT FOR CONSTRUCTION. CONTACT COLUMBIA CASCADE COMPANY FOR INSTALLATION INSTRUCTIONS.**

This drawing reveals the copyrighted intellectual property of Columbia Cascade Company. Not for use by others without our express, written authorization.

Authorization for use is hereby granted to architects, landscape architects and similar design professionals solely for the purpose of specifying TimberForm products.



**COLUMBIA CASCADE COMPANY**

Makers of TimberForm®, PipeLine®, RePlay®, TimberForm®-2, InterPlay®, CycLoops® and CycLocker® Products.

1300 S.W. Sixth Avenue, Suite 310 Telephone 503/223-1157  
Portland, Oregon 97201-3464 Facsimile 503/223-4530  
U.S.A.

WWW.TIMBERFORM.COM

Title:  
PIPELINE FITNESS ROUTE  
MODEL NO. 9704-02  
KNEE-GRIP



Scale  
3/4"=1'-0"

Drawn by: CL 07-04-10  
CK'd by:

Drawing No.  
W-9704-02

Sheet  
1 of 1